

Home & School CONNECTION[®]

Working Together for School Success

CONNECTION[®]

October 2013

Henry County Board of Education



SHORT NOTES

Take note(s)

When your youngster needs to take notes, less can be more. Suggest that she put the ideas in her own words rather than writing down every word her teacher says. That way, her notes will make more sense when she reviews them while studying.

Excellent attendance

Being in school every day means your child won't miss out on learning. Try to schedule appointments and family trips outside of school hours. If he asks to stay home "just because," remind him of what he'll miss, such as his reading group or art class. Explain that he can be absent only if he's sick or if there's a family emergency.

Lunch guest

Surprise your youngster by joining her for lunch at school one day. It's fun to walk through the cafeteria line and pick out your meals together. Then, you can chat with her and her classmates while you have a healthy lunch. *Note:* Call the office ahead of time to find out when her class eats and to let the school know you're coming.


Worth quoting

"It is not how much we have, but how much we enjoy, that makes happiness." *Charles Spurgeon*

JUST FOR FUN

Q: Why did the cow say meow?

A: Because she was learning another language.



Self-discipline: The best discipline!


Who's in charge of your child's behavior? The ultimate goal of discipline is for *him* to be in control. You can gradually hand over the reins to him with these tips.

Talk about choices

When your youngster does something he shouldn't (makes fun of his sister's outfit, slams a door in anger), ask, "What would be a better choice?" For instance, he could keep his opinion to himself, or he might take a deep breath and walk away when he's angry. If you talk to him about choices regularly, he will understand that he's in control of his reactions.

Use timers

Let him use a kitchen timer or cell phone alarm to follow the rules. Say you allow him 30 minutes of video-game time—he can set the timer to signal that



his session is up. Or he could create a "set the table" alarm for 6:30 or a "get ready for bed" alarm for 8:15 so he's not relying on you to remind him.

Let consequences happen


Your child will learn from his own mistakes. Say his favorite sweatshirt is dirty because he didn't put it in the hamper—he will need to wear something else. Or if he drags his feet and is late for school, have him be the one to explain his tardiness to the school secretary.♥

Run errands...and learn

Time spent running errands can be time spent learning. Try these activities with your youngster.

Estimation. Encourage your child to make estimates everywhere you go. She could estimate the number of fish in a tank at the pet store or the weight of apples at the grocery store. Have her count the fish or weigh the apples and see how close she came. Over time, she'll get better at estimating—a skill she will need in math class and in life.

Map skills. In a shopping mall or an office building, look at the map together. Let your youngster locate where you are and figure out how to get where you need to go. Then, she can guide the way. She'll learn to read and interpret maps, which will come in handy even in this age of GPS!♥



Three steps to homework success

You've probably noticed that your child has a little more homework each year. Help her get a handle on this year's workload with a daily plan.

1. Discuss. Begin each afternoon or evening by asking what homework she has. You can set a positive tone with comments like "I loved writing in my journal when I was your age" or "It's exciting that you're old enough for long division."

2. Plan. Ask your youngster what order she will do the work in. You might suggest that she finish



her hardest subject or longest assignment as soon as she gets home and save easier ones for after dinner. Or perhaps she prefers to get simpler assignments out of the way so she'll have fewer tasks ahead of her. She could try each way to see which works best for her.


3. Review. Look over her finished work together. You might compliment your child on something she did particularly well. Then, if you see careless mistakes, have her double-check her work—but avoid telling her any answers. Her teacher needs to know what she's able to do all by herself.♥

ACTIVITY CORNER A family carnival

"Come one, come all. It's the Miller family carnival!"

Let your youngster help you organize a backyard carnival this fall—it's an inexpensive way to amuse everyone and spend time together. Plus, he'll learn planning and organizational skills as he designs and sets up events.

First, he'll need to think of games. He might remember ones from a school carnival or a trip to the beach. For example, he can stack a pyramid of plastic cups that players try to knock down with a ball. Or he could cut the centers from paper plates to make a ring toss game with water bottles.



Then, have your child list materials he needs and draw a plan showing where the games will be set up. He might make invitations for friends and neighbors so they can enjoy the carnival, too.♥


Q & A History is everywhere

Q: My son thinks history is boring. How can I make it come alive for him?

A: You can show him that history is being made all over the world every day—it just isn't called history until it has passed! Read the newspaper together, and ask him which events he thinks students will be learning about 10 or 100 years from now.

Also, help him make connections with his history units in school. For instance, if his class is studying state history, you might travel to your state capital, visit a historic harbor, or tour old buildings. Encourage him to take photos and share them with his teacher.

Finally, try getting him hooked on historical fiction. Your librarian can suggest books about people, time periods, or places that will capture his interest. Then, he could check out nonfiction books or look online to learn more.♥



PARENT TO PARENT Learning to save

A few months ago when I was at the bank, the manager asked if I'd like to open a savings account for my daughter, Elise. She's only seven, but the manager said kids are never too young to learn about money.

So we opened an account, and I helped Elise look at her balance online. I also showed her my accounts. I wanted her to see that I pay bills and add to my savings

before spending money on extras like renting movies and ordering pizza.

We agreed that she would deposit part of her allowance each week and some of her birthday money. She can keep a little bit to spend on toys and other things she wants.

Now Elise's account is growing, and she loves watching the balance inch up. She said that when she's older, she's going to make money by babysitting and put it in her account, too. I love that she's already thinking about her financial future!♥



OUR PURPOSE

To provide busy parents with practical ideas that promote school success, parent involvement, and more effective parenting.

Resources for Educators,
a division of CCH Incorporated
128 N. Royal Avenue • Front Royal, VA 22630
540-636-4280 • rfeustomer@wolterskluwer.com
www.rfeonline.com

ISSN 1540-5621